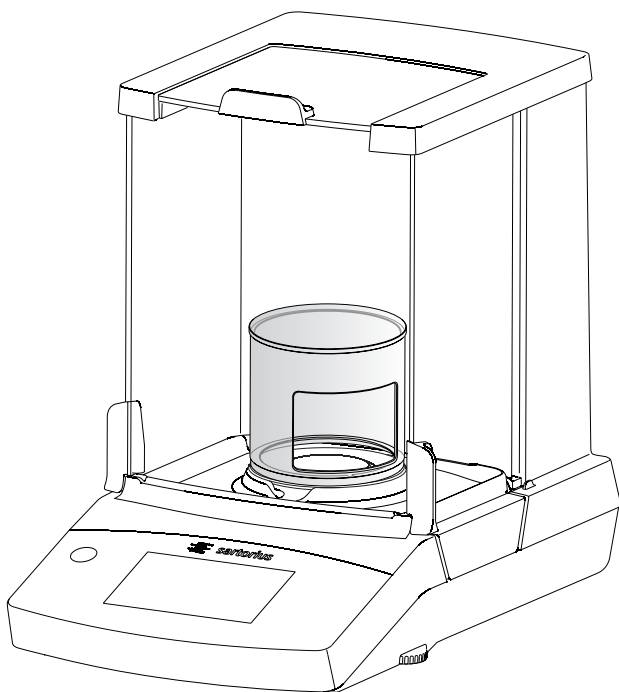


Installation Instructions | Installationsanleitung | Manuale di installazione |
Notice d'installation | Instrucciones de instalación | 安装说明书 | 取り付け手順

Windschutz YHK01SQP | YHK01SQP draft shield |
Protezione anticorrente YHK01SQP |
Paravent YHK01SQP | Protector contra corrientes de
aire YHK01SQP | YHK01SQP 防风罩 | YHK01SQP 風防



98649-019-82

1. Accompanying Documents

In addition to these instructions, follow the information in the installation and operating instructions for the laboratory balance.

2. Intended Use

The draft shield provides additional protection for the weighing chamber.

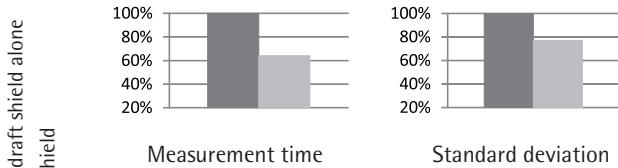
The draft shield can be installed in Secura[®] balances with a readability of 0.002 mg. It can be used to supplement the standard pan draft shield.

3. Description


This additional draft shield has been designed to enhance the weighing performance of high-resolution laboratory balances.

The draft shield is particularly suited for difficult ambient conditions, e.g., when working in a safety weighing cabinet with exhaust. The use of a draft shield can improve weighing performance, even under such ambient conditions.

Typical performance features, measured at the switched-on exhaust in a safety weighing cabinet:



Typical performance features, measured under normal laboratory conditions:



4. Installation

Follow the instructions for the laboratory balance:

- ▶ Open the draft shield.
- ▶ If the high standard pan draft shield is being used, remove it.
- ▶ Use the flat standard pan draft shield instead.
- ▶ Insert the YHK01SQP draft shield in the weighing chamber.